

# 2020 Presidential Primary Election Task Force

July 1, 2020

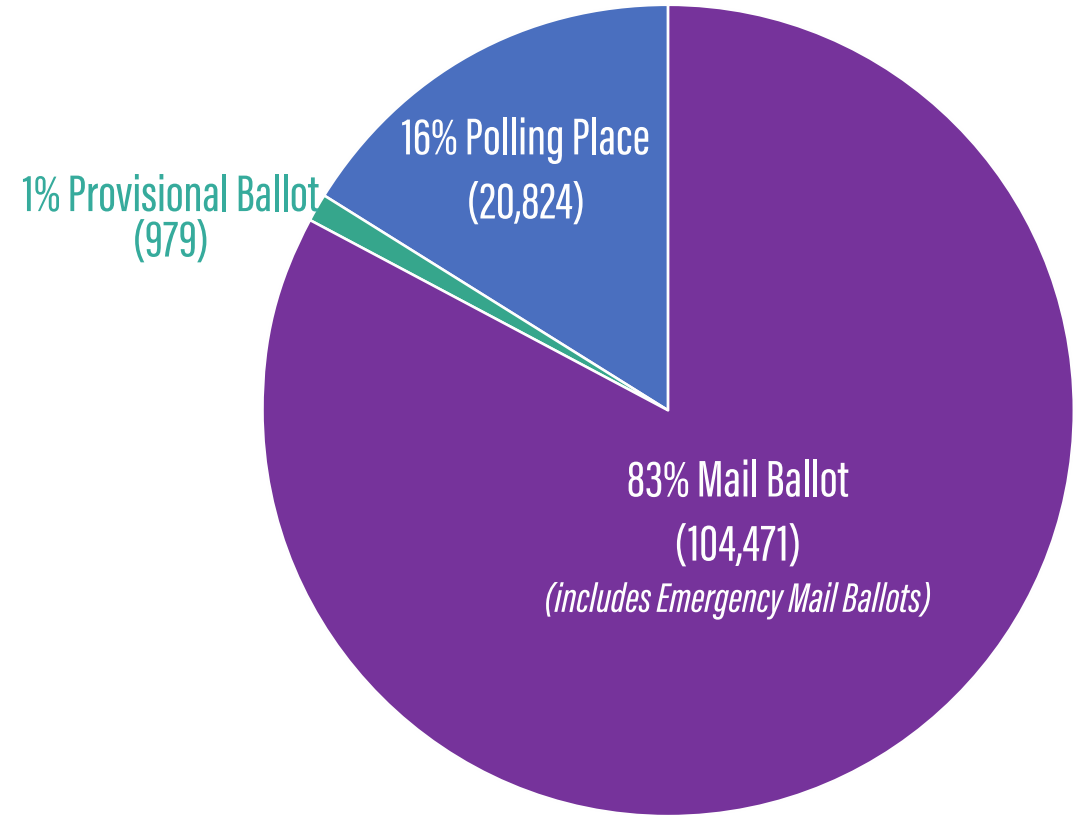
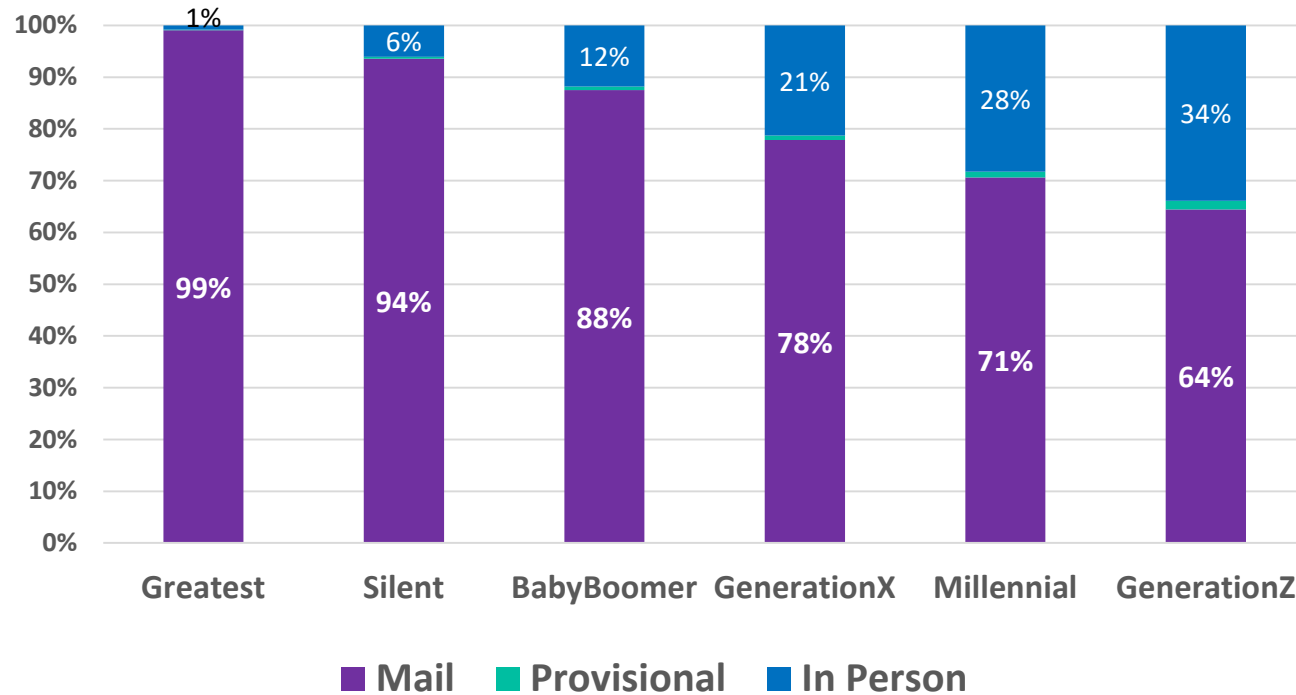


Nellie M. Gorbea  
Secretary of State



# Review of Presidential Primary: Turnout

## Older generations most likely to vote by mail



Nellie M. Gorbea  
Secretary of State



# Mission

The mission of the 2020 Presidential Primary Elections Task Force is to ensure that voters can vote safely and securely in 2020. We will accomplish this by reviewing the data and processes utilized in the Presidential Primary to better prepare Rhode Island for its upcoming September and November elections.



**Nellie M. Gorbea**  
Secretary of State

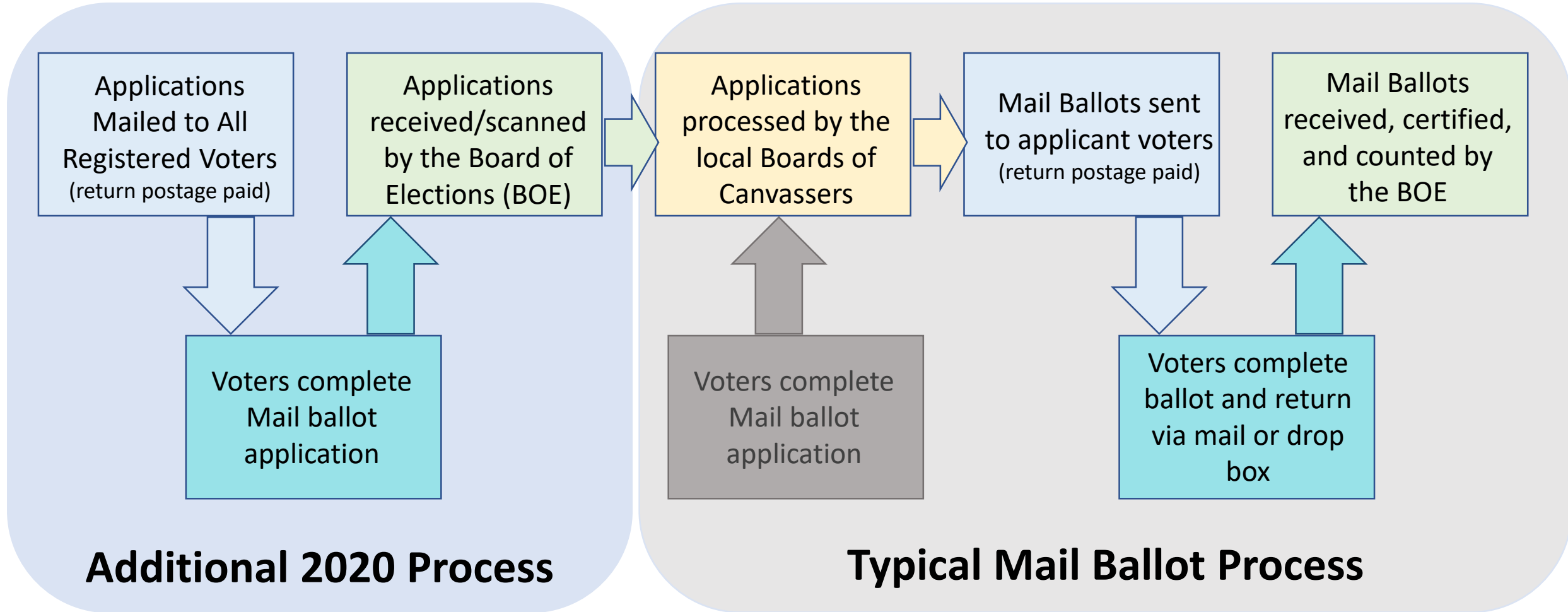


# Agenda

- I. Welcome and Introductions
- II. Review of Presidential Preference Primary
- III. Discussion of the Initial Findings of the June 2 Primary
  - Observations
  - Recommendations
- IV. Planning for September and November elections
- V. Public Comment



# Review of Presidential Primary: Mail Balloting Process 2020



# Preliminary Data Analysis: Data Sources

*The data in this overview represents the Elections Division of the Rhode Island Secretary of State's (SoS) office preliminary analysis of the mail balloting process as of 6/24/2020. Data sources include:*

- Mail Ballot Application List Sent to Mail House vendor
- Mail Ballot Report generated by the Central Voter Registration System (CVRS)
- E-poll Book file generated by SoS Elections staff from CVRS
- Voter History File generated by the CVRS
- Board of Elections (BOE) counts of applications sent to Boards of Canvassers (BOC)

*This information is for discussion purposes only. It should not be considered final and it is not an official final voting tally.*



**Nellie M. Gorbea**  
Secretary of State



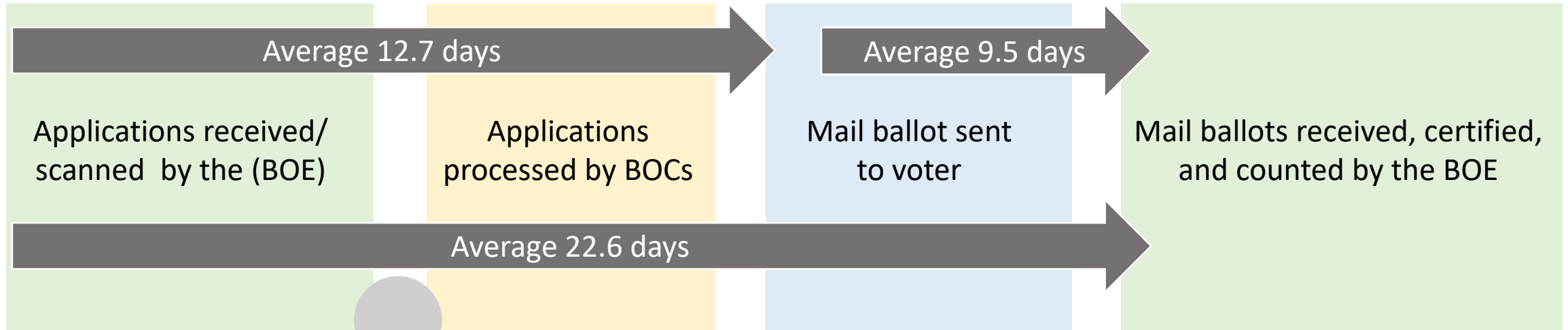
# Mail Ballot Application Process

- Mail ballot applications sent to 779,464 Rhode Island Registered voters.
  - Did not include 8,674 voters who had already applied for a Presidential Primary mail ballot before April 6.
- A total of 155,885 voters returned their mail ballot application.
- Nearly all of the voters who applied for a mail ballot before the statewide mailing had their applications approved.

Applications Status	Statewide Mailing	%	Applied before Mass Mailing	%
Approved	139,895	95%	8,658	99.8%
Rejected	7,316	5%	16	.2%
Total	147,211	100%	8,674	100%



# Preliminary Data Analysis: Timeline Highlights



The Board of Elections reported the number of scanned applications sent to each municipality as of May 29. When compared to the final Mail Ballot Report, some towns had processed fewer applications than the number scanned by the Board. An estimated 1,829\* voters in these communities did not have their applications processed.

*\*This is a rough estimate based on aggregate numbers and not unique voter IDs.*



**Nellie M. Gorbea**  
Secretary of State





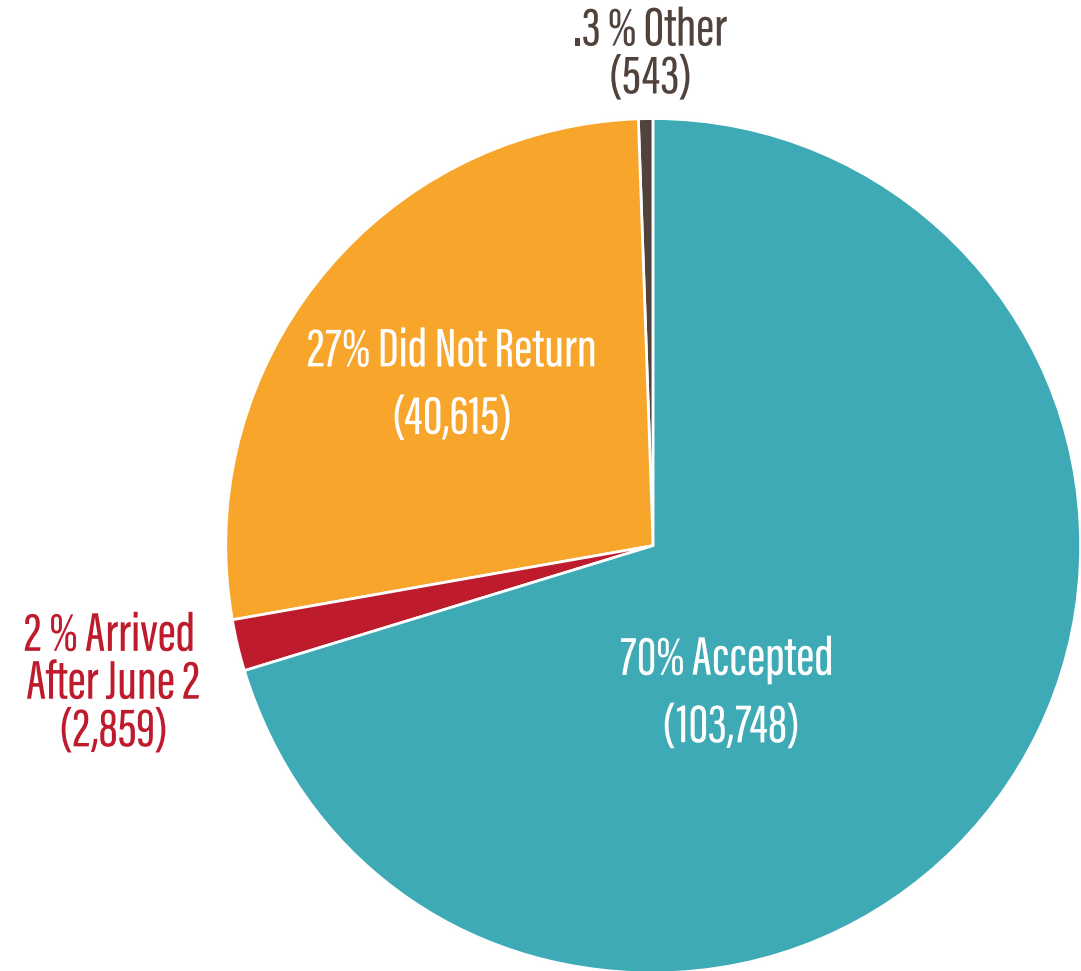
# When ballots were received by BOE

- Roughly 2 percent of mail ballots were not returned in time to be counted.
- Voters whose ballots arrived after June 2 had more time between the date of when their ballot was mailed to them and when their ballot was received by the Board of Elections.

**Late ballots averaged 14.6 days**

**Accepted ballots averaged 9.3 days**

- 96 percent of ballots that arrived after June 2 were mailed to voters with a Rhode Island address.



# When ballots were sent by SoS/received by BOE

Mail Date	Accepted Mail Ballots	Not Returned	Arrived After June 2	Other
Pre 5/1/20 482	242	218	14	8
5/1-5/17/20 1,027	754	266	7	-
5/18/20 11,199	6,710	4,309	129	51
5/19/20 20,034	15,942	3,766	239	87
5/20/20 24,934	19,637	4,929	318	50
5/21/20 31,991	22,444	8,915	516	116
5/22/20 38,399	25,590	11,674	990	145
5/23/20 18,152	11,558	5,957	565	72
5/24/20 396	216	155	21	4
5/26/20 49	23	22	3	1
5/27/20 947	566	324	48	9
5/28/20 41	12	29	-	-
5/29/20 107	53	45	9	-
6/1/20 6	-	6	-	-
<b>Total</b>	<b>103,748</b>	<b>40,615</b>	<b>2,859</b>	<b>543</b>

**Of the mail ballots that were received after June 2, the majority (72%) were sent to the voter May 21 – May 23**



**Nellie M. Gorbea**  
Secretary of State



# Local Boards of Canvassers Observations



**Nellie M. Gorbea**  
*Secretary of State*



# Discussion



**Nellie M. Gorbea**  
*Secretary of State*

